






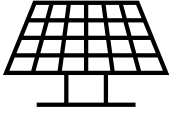











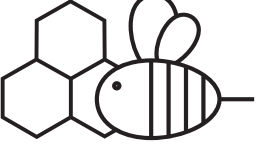

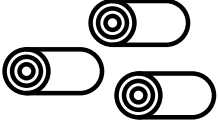





ROAD TRIP

Ag Bingo

LEARN ABOUT
AGRICULTURE IN MANITOBA
PLAYING BINGO ON THE ROAD!

CARD #2

				
WHEAT FIELD	GRAIN BIN	COW	TRACTOR	STRAWBERRY PATCH
				
PEOPLE FISHING	BARN	SOLAR PANELS	CANOLA FIELD	SHELTERBELT
				
COMBINE	FRUIT TREE	Free	RAILWAY CROSSING	CORN FIELD
				
HORSE	GROCERY TRUCK	SUNFLOWER FIELD	PRODUCE STAND	BEEHIVE
				
GARDEN	ROUND BALES	SHEEP	WILDLIFE	MILK TRUCK

HOW TO PLAY

STEP 1: Look over your Bingo card so you know which items you are looking for.

STEP 2: Get your favourite colouring supplies to mark your Bingo card.

STEP 3: On your road trip, look for the items on your Bingo card. When you find an item, colour in the square. The first person to get 5 spaces in a row (horizontal, vertical, or diagonal) wins!

STEP 4: Continue the fun all summer long by trying for other Bingo formations (four corners, postage stamp, x, or blackout)!

Agriculture
in the **Classroom**

MANITOBA

Post a pic and tag us using #AgBingoMb !

